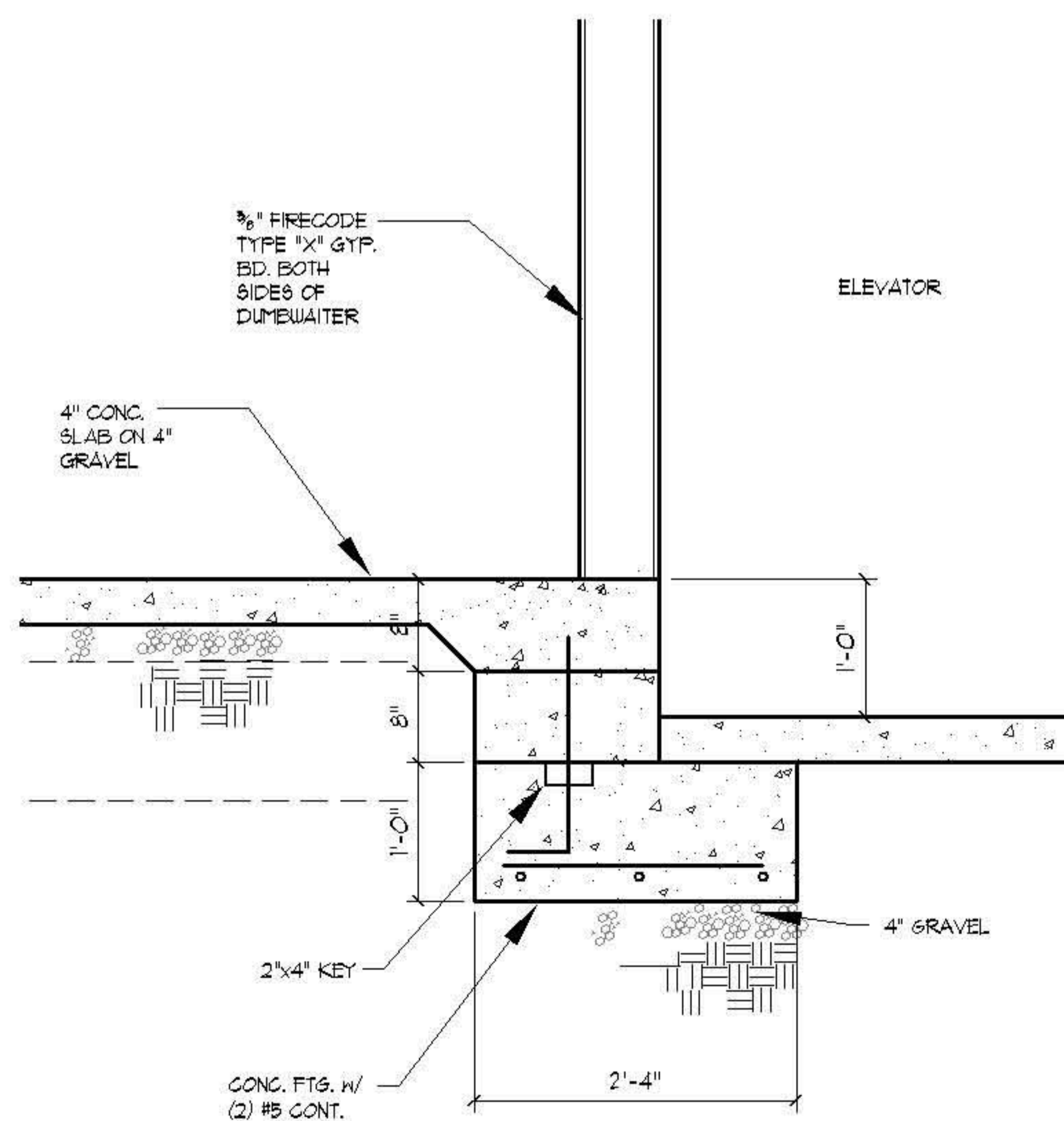
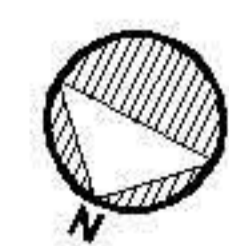
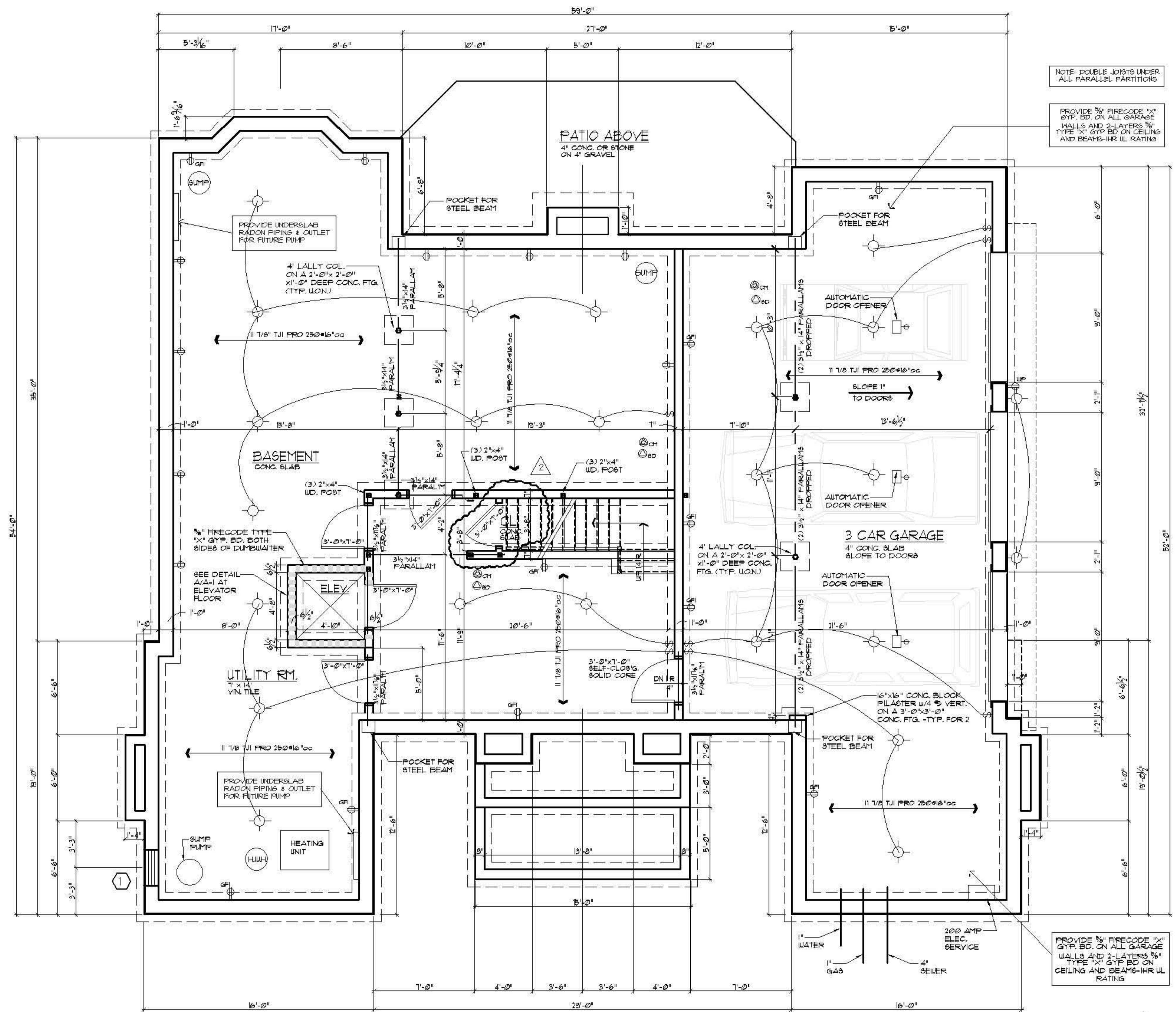


WINDOW SCHEDULE			
	MANUFACTURER/ CATALOG NO.	ROUGH OPENING	REMARKS
1	ANDERSEN WINDOWS 400 SERIES AWNING WINDOW 251	2'-4 1/8" w. x 1'-3" h.	
2	ANDERSEN WINDOWS 400 SERIES CASEMENTS CR26	2'-10 1/4" w. x 6'-0 3/8" h.	
3	ANDERSEN WINDOWS 400 SERIES CASEMENTS C245	4'-0 1/2" w. x 4'-5 3/8" h.	
4	ANDERSEN WINDOWS 400 SERIES CASEMENTS CXW255	6'-0 1/2" w. x 5'-5 3/8" h.	
5	ANDERSEN WINDOWS 400 SERIES CASEMENT CR155	1'-5 1/2" w. x 5'-5 3/8" h.	
6	ANDERSEN WINDOWS 400 SERIES CASEMENTS CXW255	6'-0 1/2" w. x 5'-5 3/8" h.	
7	ANDERSEN WINDOWS 400 SERIES CASEMENT CX155 EGRESS	2'-8" w. x 5'-5 3/8" h.	
8	ANDERSEN WINDOWS 400 SERIES CASEMENT CX145 EGRESS	2'-8" w. x 4'-5 3/8" h.	
9	ANDERSEN WINDOWS 400 SERIES CASEMENT CX145 EGRESS	2'-8" w. x 4'-5 3/8" h.	
10	ANDERSEN WINDOWS 400 SERIES CW145	2'-4 3/8" w. x 4'-5 3/8" h.	
11	ANDERSEN WINDOWS 400 SERIES ARCH WINDOW AFC 28	4'-0 1/2" w. x 8'-0 1/8" h.	
12	ANDERSEN WINDOWS 400 SERIES CASEMENT CR145	1'-5 1/2" w. x 4'-5 3/8" h.	
13	ANDERSEN WINDOWS 400 SERIES CASEMENTS CX245	5'-3 1/8" w. x 4'-5 3/8" h.	
14	ANDERSEN WINDOWS 400 SERIES CUSTOM CASEMENT ROUNDTOP	2'-8 1/8" w. x 4'-0 3/8" h.	CUSTOM SIZE ROUNDTOP



1 SECTION AT ELEVATOR FLOOR
A-1 SCALE: 1" = 1'-0"



BASEMENT PLAN

SCALE: 1/4" = 1'-0"

7-10-06 MISCELLANEOUS REVISIONS PER OWNER

HEINTZ & FIORE • LLC
ARCHITECTS • AIA
87 woodland road
short hills • new jersey • 07078
973-467-1240 fax 973-376-0963

BRONSTEIN RESIDENCE
42 TROY DRIVE
SHORT HILLS, NJ

drawing title:
BASEMENT PLAN

job no.: 2612 scale: AS NOTED
date: 08-12-06 drawn by: JSK/EF

ROBERT B. HEINTZ • AIA
architect: NJ - C 4392
planner: NJ - U 01553
DONALD R. FIORE • AIA
architect: NJ - AI 10410

drawing:
A-1